

Sometime this week you should receive a seed in a ziplock bag from your teacher. This baggy will need to be taped up in a sunny window. Each day you should check on the bag and make sure the paper towel stays a little damp (Not soaking wet). Draw a picture of your seed the day you get it and add to that same paper every time you notice a change in your seed. Send your pictures to your teacher on Friday.

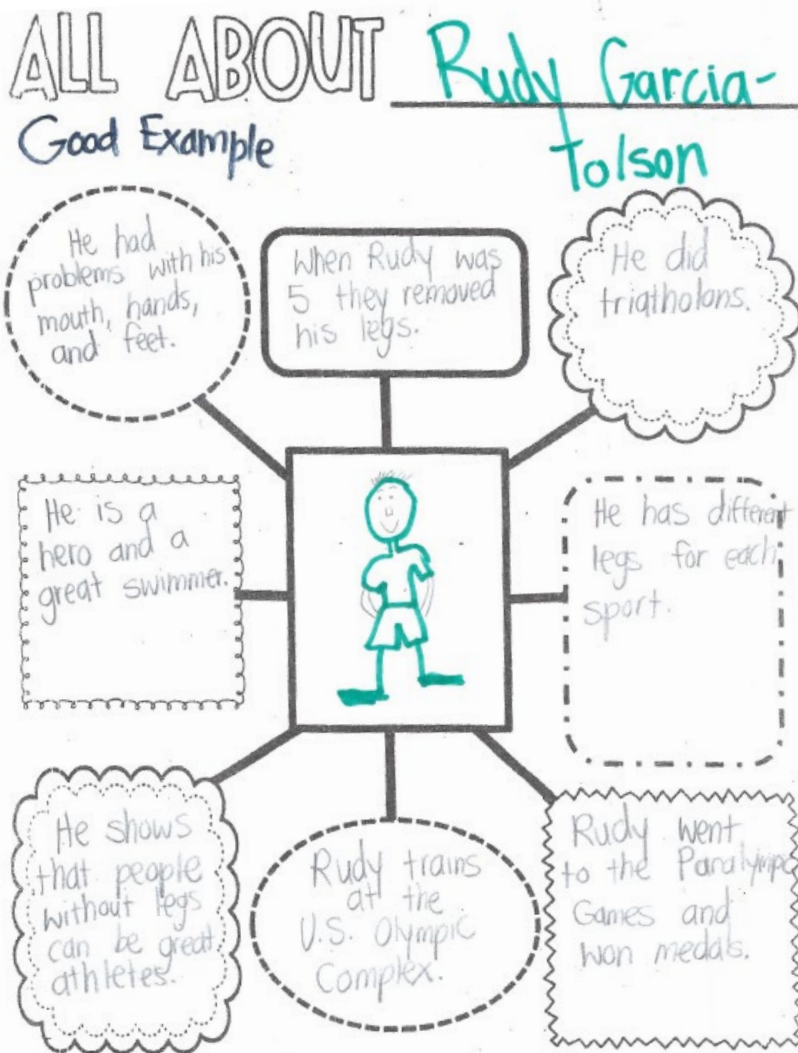
**Monday April 6**

**Spelling:**

Practice spelling these words at home with your parent: ball, small, paw, jaw, pause, sauce, taught, chalk, walk, sought, new, fruit, city, own, read. (there is no test on spelling, we just want you to continue to practice)

**Individualized Reading Instruction:**

Practice on Waterford. Complete one session.




**Reading:** Finding key details

Write facts about Rudy. There is a good and a bad example attached. On McGraw-Hill comment that you completed this or email a picture of your organizer.

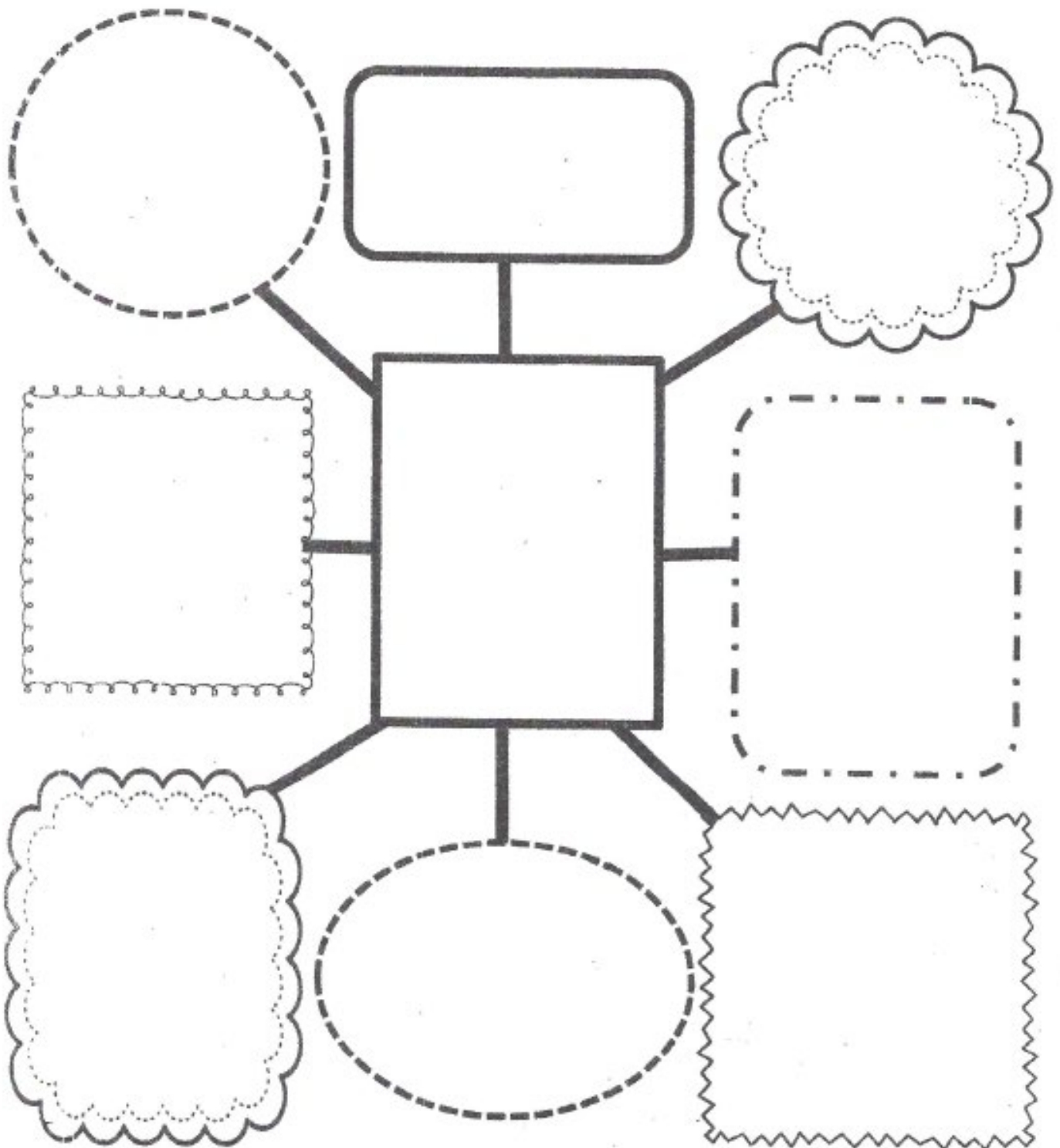
# ALL ABOUT

Rudy Garcia  
Tolson

Bad Example



# ALL ABOUT \_\_\_\_\_



**Science:** Leaf Structure

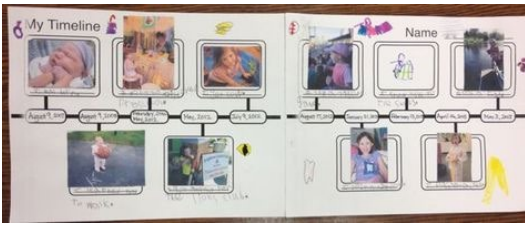
Go to Nearpod.com and enter the code **AYJUI**. This is a self-paced lesson and shouldn't be more than about 10 minutes.

**Math:** Go to Nearpod.com and enter the code **NVSZP**.



**Individualized instruction:** Complete 5-10 minutes of iReady instruction.

Tuesday April 7

**Writing:** Creating a timeline about you



Make a timeline of your life on a blank sheet of paper. The texts that you have been reading had timelines. Make a timeline of some of the most important events you have had so far in your life. Below are some pictures of timelines that took a long time. You can make a very simple timeline or make it elaborate if you want to. If you would like to share with the other kids in second grade, take a picture and post your timeline on <https://padlet.com/jmower2/5szfo4sr1hxs>. **If you don't want to publish your timeline, email your teacher.**



**Individualized Reading Instruction:**

Practice on Waterford. Complete one session.

**Phonics/Spelling:** Do a sort with the following words. You can just write it on a piece of paper or print it out. Practice spelling these /aw/ words.

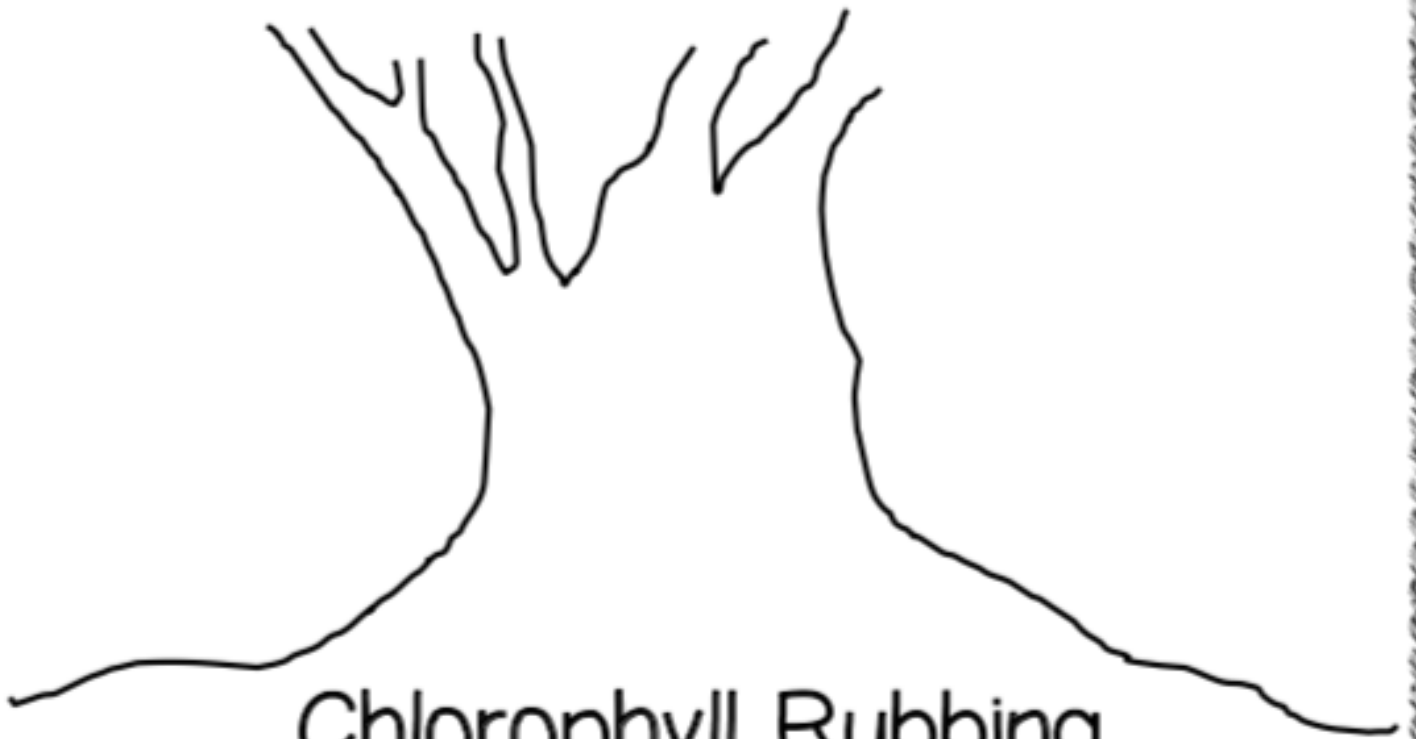
ough	al	au	aw

sauce	taught	pause
paw	chalk	daughter
walk	caught	jaw
law	taught	talk

**Math:** Go to Nearpod.com and enter the code **YEDMZ**.

**Individualized instruction:** Complete 5-10 minutes of iReady instruction.

**Science:** Go to Nearpod.com and enter the code **IJZVH**. Today we are doing activities that go along with what we've been learning. If your student would like to print the tree form for the Chlorophyll rubbing you can use the graphic below.



# Chlorophyll Rubbing

By \_\_\_\_\_

**Wednesday April 8**

**Reading:** Fluency and Comprehension

Do a 1-minute timed reading on the Elizabeth Blackwell story. Mark where you get to. Students in second grade at the end of the year should be at 87+ words per minute with at least 97% accuracy. Read the whole passage after your first read. Time yourself for another minute. Did you get faster?

Answer what happened first, what happened next, and what happened next. Go on McGraw-Hill and submit your answer along with your best fluency score.

**Comprehension and Fluency**

Name \_\_\_\_\_

**Read the passage. Use the summarize strategy to tell the important events in your own words.**

## **Dr. Elizabeth Blackwell**

00 Today many women are **doctors**, but that was  
08 not always true. Many years ago, only men could be  
18 doctors. Elizabeth Blackwell changed that.

### **23 Early Life**

25 Elizabeth Blackwell was born in England in 1821. Her  
34 family moved to America when Elizabeth was eleven.  
42 When she got older, she became a teacher. In that time,  
53 teaching was a common occupation, or job, for women.

### **62 Becoming a Doctor**

65 Then one of Elizabeth's friends got very ill. She wanted  
75 sick people to have less pain and discomfort. Elizabeth  
84 started thinking about ways to help people like her  
93 friend. She wanted to become a doctor.





100 Elizabeth talked to men doctors who told her that  
109 women could not go to **medical school**. Elizabeth did not  
119 agree or accept that. She tried to get into a number of  
131 medical schools. She did not give up.

138 At last, she was allowed to study at a school in New  
150 York. Elizabeth studied and learned medicine for two  
158 years. In 1849, she became the first woman doctor in  
168 America.

169 A few years later, Elizabeth opened her own medical  
178 office in New York City. She asked two other women  
188 doctors to join her **practice**. One of these doctors was  
198 her sister, Emily. The doctors took care of sick women  
208 and children. They also ran a school to train, or teach,  
219 other women as doctors.

223 Elizabeth Blackwell helped people her whole life. She  
231 opened the door for women doctors.

**Spelling:** Practice these spelling words again: ball, small, paw, jaw, pause, sauce, taught, chalk, walk, sought, new, fruit, city, own, read.

Fix the following sentences.

---

**CORRECT THE ERRORS AND RE-WRITE THE SENTENCES.**

1. my dog has a very smal pau (4)

---

---

---

2. my teacher taugt with white chak (4)

---

---

---

**Individualized Reading Instruction:**

Practice on Waterford. Complete one session.

**Science: All About Plant Structure & Growth**

Today we have a video to watch! When you click on the link below you will be asked to log in. This is the normal student log in they use in the computer lab. It is also the first part of their email address. If I were in second grade it would 30kgren –they should know theirs and it should be very similar to that.

<https://media.davis.k12.ut.us/?a=1039&d=00093AA>

**Math :** Click on this link to have your child take the quiz on money and time.

<https://forms.office.com/Pages/ResponsePage.aspx?id=dPKcPX5U9UqN3gGmNuC2B8GhVrxZCPFGrdveheioasRUMIE2SUiLNTBHTUVOQkVYUIGU0xLRjdTRy4u>

**Please do not help your child. I want to see what your child can do by him/herself.**

**There should be pictures for each question. If it has trouble loading, give it a minute.**

**Let the teacher know if it isn't working on your device.**


**Individualized instruction:** Complete 5-10 minutes of iReady instruction.



Thursday April 9

**Reading:** Choosing a hero for a project

Read through the biographies on pages 19-48 of the pdf at <https://padlet.com/jmower2/m378ql5uy5da>. If you have access to a printer, you could print it and color it to make a book. Pick one or two heroes to learn more about tomorrow for a research project that will be for the rest of the unit.



**Phonics:** Play the phonics game on McGraw-Hill to practice /aw/ words.

**Spelling:** Try to find as many spelling words as you can in the wordsearch.

**FIND THE SPELLING WORDS BELOW.**

s	p	e	t	a	u	g	h	t	r	t	y
s	a	u	c	e	g	f	d	c	g	s	j
o	u	g	b	a	l	l	r	h	t	m	a
u	s	g	f	d	n	r	t	a	p	a	w
g	e	g	f	d	e	f	g	l	h	l	g
h	h	g	f	d	w	a	l	k	r	l	t
t	g	f	d	f	g	h	j	k	l	o	i
u	i	u	y	r	f	f	g	h	j	h	g
f	g	h	j	u	r	e	a	d	y	u	i
g	h	j	h	g	u	f	g	h	j	k	i
g	h	j	k	l	i	y	t	y	o	w	n
h	g	f	c	i	t	y	y	u	i	o	p

**Social Studies:** Go to Nearpod.com and enter code **RCPMA**.

**Math** : Go to Nearpod.com and enter code **RENLD**.

**Individualized instruction**: Complete 5-10 minutes of iReady instruction.

**Friday April 10**

**Reading:** Find information for your research project.

Next week we want you to do a project on a famous person. These are some ideas for the project:

Create a timeline for the person.

Create a portrait with a caption.

Make a clay model of your person.

Write a paragraph about why the person was famous.

Give an oral presentation in a video.

Create an organizer with facts.

**We want the project to be great and be something that you are proud of. Please spend a lot of time next week on this.**

**Today is about gathering information about your person you have chosen.**

Watch this video: <https://www.loom.com/share/0ddf35e21ceb492f8d004ba93fb49153> or follow the steps below to find a great resource to find facts about your famous person.

1. Go to the link <https://onlinelibrary.uen.org/login>. Click on student login. The username and password is: "online" and "school."
2. Click on World Book Online.
3. Click kids.
4. Search for your person that you are learning about. You can also look for more information about the person you chose on other sites with help from a parent.

Gather facts and write them down. Here is an example.

## Harriet Tubman

- ① She helped hundreds of slaves escape to freedom.
- ② She was the most famous leader of the Underground railroad.
- ③ She was born as a slave.
- ④ She had 19 rescue trips.
- ⑤ She was a nurse, scout, and spy in the Civil War.
- ⑥ She helped free more than 750 slaves.
- ⑦ She was born in the 1820s and died in 1913.

**Spelling:** Have a spelling test for all of these words: ball, small, paw, jaw, pause, sauce, taught, chalk, walk, sought, new, fruit, city, own, read.

The ones you miss write three times each and send a picture to your teacher through email. If you got them all write, then you could also let your teacher know that too.

### **Individualized Reading Instruction:**

Practice on Waterford. Complete one session.

**Math:** Geometry 2

Go to [Nearpod.com](https://nearpod.com) and enter the code **KIT0Y**.

**Individualized instruction:** Complete 5-10 minutes of iReady instruction.

**Science:** Draw one more picture of your seed today and send your teacher a picture of your work.